



Luxury silky smooth
Aluminium sliding doors

ALUNA
SLIDER

The
Definitive
COLLECTION


QUALICOAT
ASSURED
POWDER
COATED

1.6
U-VALUE

OPTIONAL
ULTRA
SLIM
SIGHTLINES

PAS24
COMPLIANT
2022

ENERGY
RATED

C

ALUNA INLINE AND LIFT & SLIDE PATIO DOORS

ALUNA Slider

The ALUNA slider is not only a visually stunning addition to your home, it can also add huge value to the property.

Excellent thermal performance and strong, super-slim profile sections to minimise the visible framework are key to the aluminium sliding door's design.

Engineering-grade hardware allows for silky- smooth opening and closing operation.

What's more, all our doors are rigorously tested to European safety standards and powder coated to Qualicoat's specifications, for complete peace of mind.

- Market-leading sash sizes of up to 2.5m x 2.7m per sash (direct glass delivery may be required depending on unit weight)
- Minimal, super-slim sightlines of just 50mm or 25mm
- Double and triple track options available
- Inline slider as standard with the option of lift and slide
- Wide variety of configurations achievable
- Maximum weatherproofing and security
- PAS24:2022 compliant

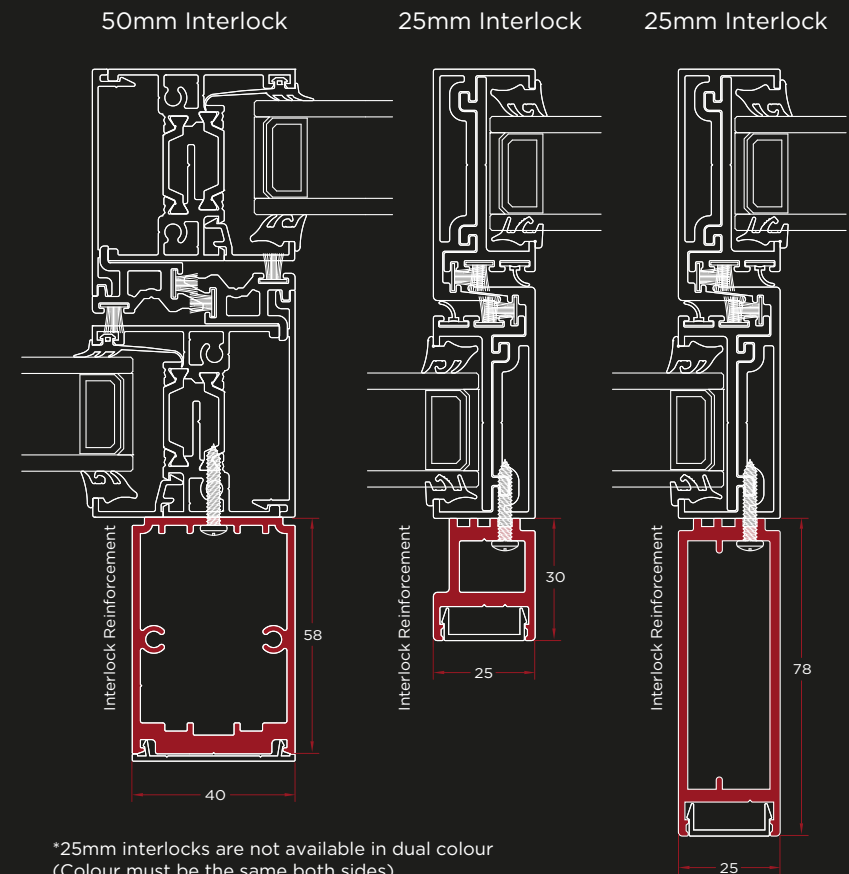
SLEEK, STRONG & SECURE

Luxury marine grade aluminium sliding doors designed to a high specification; unrivalled strength and durability, thermally efficient, safe and secure, all without compromising Aluna's highly attractive modern style.

Enhanced Stability for Your Patio

Depending on size your 50mm interlock(s) may require a bolster bar for added support, typically fitted on the inside face. The specific size and type of bolster bar needed will be determined by your patio's overall size, design and specifications.

Important Note: 25mm interlocks always require a bolster bar for optimal performance and durability, and on larger panes may require them to both the external and internal face.



WHY CHOOSE ALUMINIUM?

ALUNA encompasses an exclusive range of market-leading luxury marine grade aluminium products.

Aluminium is known as the highest-quality material on the market, renowned for its durability and hard-wearing performance.

Aluminium doors and windows can be maintained for decades due to their high resistance to the elements. Aluminium is also extremely strong, providing increased security in your home.

*Glass is a processed product, and minor imperfections are to be expected, for further information please read The Glass and Glazing Federation (GGF) guidelines for acceptable visual quality of glass.

ALUNA INLINE AND LIFT & SLIDE PATIO DOORS



**QUALICOAT
ASSURED**
POWDER
COATED

1.6
U-VALUE

OPTIONAL
**ULTRA
SLIM**
SIGHTLINES

PAS24
COMPLIANT
2022

ENERGY
RATED
C

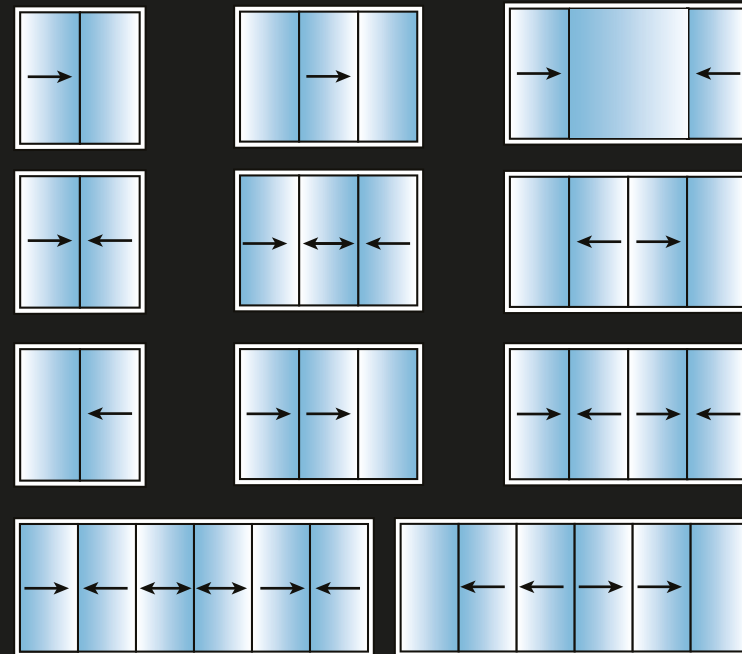
If you're looking to enhance the aesthetic appeal and functionality of your home, ALUNA sliding doors are the perfect solution. They're not only visually pleasing but also offer easy access to outdoor living spaces. Whether you have a beautiful garden or a cosy balcony, these doors allow you to bring the outdoors inside with ease.

The system is designed for large opening sizes, with market-leading sash sizes achievable of up to 2.5m x 2.7m per pane. With a choice of 50mm & 25mm interlocks, the design offers impressive expanses of uninterrupted views.

With improved features designed for the UK market, the ALUNA Slider also offers excellent thermal performance, with U-values as low as 1.6 U/m²K. Noise reduction and high security to PAS24 standards are also beneficial features of these modern doors.

There is a perfect solution for every project with the ALUNA sliding door system. Choose from a wide variety of configurations and which panes you would like sliding or fixed.

*Glass is a processed product, and minor imperfections are to be expected, for further information please read The Glass and Glazing Federation (GGF) guidelines for acceptable visual quality of glass.



Market maximum sash size	2.5m x 2.7m
Maximum sash weight per door leaf	250kg
Interlock sightlines	50mm/25mm
Double track outer frame depth	120mm
Triple track outer frame depth	183mm
Internal & External access as standard	

*Please note the 25mm interlock is not available with Triple Track Patio Doors.
*Please note 4 Pane Patio Doors are not available in Lift & Slide.

TECHNICAL DETAILS AT A GLANCE

- 50mm interlock as standard with optional 25mm slimline interlock with bolster bar. (this option requires the interlock bonded to the glass unit)
- Double & triple track options
- Security tested to PAS24:2022
- U values as low as 1.6 U/Wm²K
- Multi-locking mechanism
- Stainless steel lamina on rail profiles for smooth sliding operation
- Trickle vents can be added
- Two routes of channelling water and rubber tubular gaskets providing a robust seal and improved drainage



10
YEAR
GUARANTEE

1.6
U-VALUE

PAS24
COMPLIANT
2022

ENERGY
RATED
C

COLOURS

Our ALUNA Sliders are available in three standard colours, plus two dual colour options.

The standard colours available are Grey 7016 (Matt), Black (Matt), White 9016 (Gloss), Grey 7016 (Matt) on White 9016 (Gloss), and Black 9005 (Matt) on White 9016 (Gloss).




Grey Out/White In



White RAL9016



Anthracite Grey RAL7016



Black RAL9005



Black Out/White In

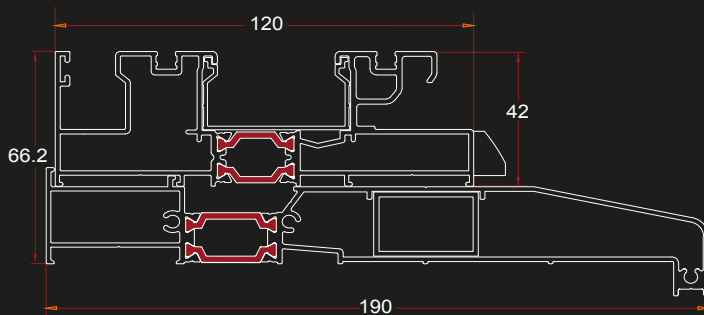


Bespoke RAL Colour

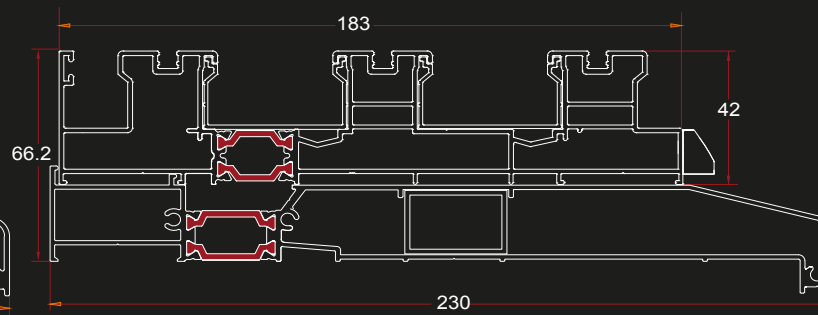
For projects requiring bespoke coloured doors, substantial RAL colour is available upon request.

Please Note: ny Non-standard colours will require additional lead time and cost. 25mm interlock is not available in dual colour

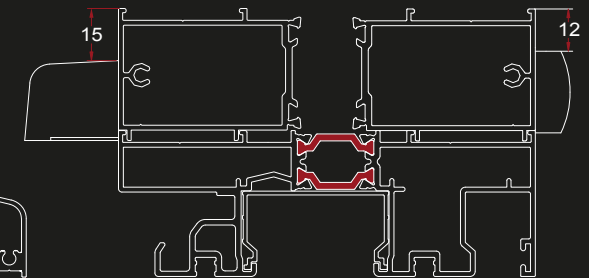
ALUNA DIMENSIONS



Double Track



Triple Track



35mm Add-on & Trickle ventilation

Please Note: External Cill height is 24mm. All Patios Doors are face drained. 25mm interlock is not available with Triple Track

HARDWARE

The ultra-slim ALUNA Slider is available with two stylish hardware options in a range of colours. The classic Pembroke handle comes as standard, or elevate your design with an upgrade to our premium Coastal hardware collection.


STANDARD HARDWARE




Inline Patio handle in Chrome



Lift & Slide Handle in Brushed




Black



Black




Antique Black



White



Chrome



White



Polished Stainless




Gold




Bronze



Graphite



Grey




Brushed Stainless

PREMIUM HARDWARE FOR INLINE PATIO



Inline Handle in Satin



Matt black



Satin Stainless



*Optional Premium Handle for Inline Patio Doors

Choosing our premium Coastal hardware isn't just about style — it's about investing in lasting performance. Designed for superior durability in harsh environments, Coastal hardware resists corrosion, maintains its sleek finish, and adds a touch of luxury to your ALUNA Slider. For those who demand the best in both form and function, upgrading to Coastal is an essential choice.



COASTAL

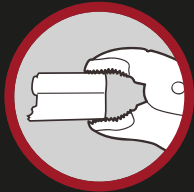
SECURITY

As one of the oldest international brands, Yale is among the most respected names in the lock industry, with millions of Yale locks in use worldwide.

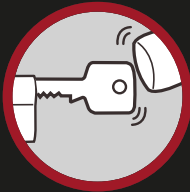
Tried, tested and then some...

Yale locks are one of the highest accredited range of euro cylinder locks currently on the market. Tested regularly and independently by locksmiths and security professionals - the Yale lock range has been proven to be secure.

SNAP SECURE



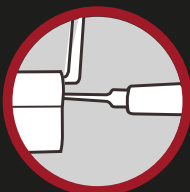
ANTI BUMP



ANTI DRILL



ANTI PICK



Raising the standard
TS007

Anti-Snap,
sacrificial
front section

3 Star Rated
The Highest Available

Anti-Pick, Anti-Bump,
Anti-Screw, Anti-Pull
and Anti-Drill

Precision
engineering high
security door
cylinder

Anything but standard.

Enjoy total peace of mind with the Yale **£1000** guarantee

Across the world, millions of people protect everything they care about - their families, homes and personal belongings - with Yale, the best known and most respected name in home security.

Designed, developed and tested by the UK's most trusted lock company, the Yale Platinum 3-star cylinder is so secure that if your home is broken into during a burglary attack, Yale give you £1000* to apologise for the inconvenience caused!



*All Yale Cylinders must be registered within 30 days of installation at help.yale.co.uk

ALUNA SLIDER

The Aluna Patio Door range is a work of art that seamlessly blends style and functionality. Its sleek design and effortless sliding mechanism(s) create a seamless transition between your indoor and outdoor living spaces, while its expansive glass panels flood your home with natural light.

The door's robust construction ensures your security, while its energy-efficient features help you save on your energy bills. With the Aluna Patio Door, you can enjoy the best of both worlds: a beautiful and functional addition to your home that also enhances your lifestyle.

The
Definitive
COLLECTION


www.thedefinitivecollection.co.uk

All product information is correct at the time of printing and may be subject to change. © SWC Trade Frames Limited 2025.

